

A photograph of an elderly couple smiling and embracing each other outdoors. The woman is on the left, leaning her head on the man's shoulder. The man is on the right, smiling broadly. They are both wearing light-colored clothing. The background is a soft-focus green landscape.

Ontex Healthcare

iD
Product catalogue
Catalogue de produits



Ontex, proud to be made in Belgium

N°1 In Belgium En Belgique

In the institutional market with a market share of more than 40%

Sur le marché institutionnel avec plus de 40% de parts de marché

N°2 In Western Europe En Europe de l'Ouest

On the incontinence material market

Sur le marché de l'incontinence



1 international business with sales in more than **110** countries
1 entreprise internationale active dans plus de **110** pays



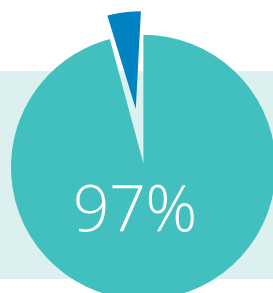
19 production plants
19 unités de production



27 sales and marketing sites
27 unités de ventes et marketing



11.000 employees
11.000 employés



Satisfied customers in 2017* De clients satisfaits en 2017*

*In Belgium and Luxembourg. According to our Customer Satisfaction Survey 2017, conducted by Wilke Customer Agency.
*En Belgique et au Luxembourg. Selon notre étude Customer Satisfaction Survey 2017, exécuté par Wilke Customer Agency

iD benefits / Avantages d'iD



Anti-leakage protection

Integrated anti-leak cuffs made of waterproof material help to prevent side leakage and maintain security and discretion.

Protection anti-fuites

Barrières anti-fuites intégrées constituées d'une matière hydrophobe qui empêche les fuites latérales, assurant ainsi sécurité et discrétion.



Fast absorption

The top layer of the product promotes the rapid passage of urine through to a multi-layer absorbent core containing SAP (Super Absorbent Polymers).

Absorption rapide

La couche d'acquisition du produit permet l'absorption rapide de l'urine vers un tampon multi-couches absorbant contenant du SAP (polymères ultra-absorbants).



Odor control

New generation Super Absorbent Polymer: maximizes the absorbency level and neutralizes odors.

Contrôle des odeurs

SAP nouvelle génération : maximise le niveau d'absorption et neutralise les odeurs.



Cotton feel

A soft textile backsheet provides maximum comfort and discretion.

Toucher coton

Un voile externe doux assure un confort et une discrétion absolue.



Dry zone technology

This technology combines an ultra-fast liquid absorption system that keeps liquid locked in the pad with an optimal dry clearance zone which protects the skin from any trace of moisture.

Technologie zone sèche

Cette technologie associe un système d'absorption ultra-rapide du liquide, qui emprisonne le liquide dans la protection et crée une zone sèche optimale qui protège la peau de toute trace d'humidité.



Double wetness indicator

Products have two wetness indicators acting as a guide to determine when to change the product.

Double indicateur d'humidité

Les produits possèdent deux indicateurs d'humidité qui permettent de bien évaluer le moment où il faut changer la protection.



Dermatologically tested

iD products are dermatologically tested and proven not to cause skin irritations.

Testé dermatologiquement

Tous les produits iD sont testés dermatologiquement et ne provoquent aucune irritation cutanée.



No latex

Our products are latex free.

Sans latex

Tous nos produits sont sans latex.



Ultra / super discreet

Soft, thin and flexible design that fits discreetly under clothes.

Ultra-discret

Doux, fins et souples, se portent en toute discrétion sous les vêtements.



Skin / ultra protection

Camomile protects skin and provides outstanding comfort.

Peau / ultra-protection

La camomille protège la peau et offre un confort exceptionnel.







Individually wrapped

Individually wrapped for convenience packaging.

Emballé individuellement

Emballage individuel pour la facilité.

Care for kids & teens

	Absorption	ISO (ml)	Waist Hanche (cm - in)	Pieces x Cases Pièces x Cartons	Cases/Pallet Cartons/Palette	Ref
	Pants 4 - 7 Y	 1150	-	14 x 4	105	5501135140
	Pants 8 - 15 Y	 1325	-	14 x 4	84	5501245140
	Slip XS	 1550	40 - 70 ~ 15.5 - 27.5	14 x 12	18	5501025140

Adult care

	Absorption	ISO (ml)	Length Longueur (mm - in)	Pieces x Cases Pièces x Cartons	Cases/Pallet Cartons/Palette	Ref
	Ultra Mini	 110	190 ~ 7.5	28 x 12 = 336	72	5111010281
	Mini	 170	227 ~ 9	20 x 12 = 240	96	5121020201
	Mini Plus	 260	257 ~ 10	16 x 18 = 288	70	5171025161
	Normal	 295	270 ~ 10.5	12 x 12 = 144	128	5171030121
	Extra	 500	340 ~ 13	10 x 12 = 120	88	5171040101
	Maxi	 668	370 ~ 14.5	10 x 12 = 120	77	5171055101
	Super	 800	405 ~ 16	10 x 12 = 120	48	5171070100

	Absorption	ISO (ml)	Pieces x Cases Pièces x Cartons	Cases/Pallet Cartons/Palette	Ref
	Level 1+	 385	10 x 16 = 160	64	5221035100
	Level 2	 430	10 x 16 = 160	64	5221040100
	Level 3	 653	14 x 12 = 168	42	5231050140


























Absorption		ISO (ml)	Size Taille	Pieces X Cases Pièces X Cartons	Cases/Pallet Cartons/Palette	Ref
Normal		1350	1	28 X 4 = 112	36	5310155280
Plus		1500	2	21 X 6 = 126	24	5310260210
Extra		1900	2	21 X 6 = 126	24	5310265210
Extra Plus		2350	2	21 X 6 = 126	20	5310270210
		2450	3	21 X 4 = 84	20	5310370210
Super		2900	2	21 X 6 = 126	20	5310275210
		3200	3	21 X 4 = 84	20	5310375210
Maxi		3900	3	21 X 4 = 84	20	5310380210



Absorption		Size Taille	Waist Hanche (cm - in)	Pieces x Cases Pièces x Cartons	Cases/Pallet Cartons/Palette	Ref
Comfort Super		S	40-80 ~ 15.5-31.5	5 x 20 = 100	64	5410100050
		M	60-100 ~ 23.5-39.5	25 x 4 = 100	48	5410200250
		M	60-100 ~ 23.5-39.5	5 x 20 = 100	64	5410200050
		L	80-120 ~ 31.5-47	25 x 4 = 100	48	5410300250
		L	80-120 ~ 31.5-47	5 x 20 = 100	64	5410300050
		XL	100-160 ~ 39.5-63	25 x 4 = 100	48	5410400250
		XL	100-160 ~ 39.5-63	5 x 20 = 100	64	5410400050
		XXL	140-180 ~ 55-71	5 x 20 = 100	64	5410500050
		XXXL	180-195 ~ 71-77	3 x 20 = 60	64	5410600030



Absorption		ISO (ml)	Size Taille	Waist Hanche (cm - in)	Pieces x Cases Pièces x Cartons	Cases/Pallet Cartons/Palette	Ref
Plus		1800	M	75-110 ~ 29.5-43.5	14 x 4 = 56	20	5712260140
		2000	L	100-135 ~ 39.5-53	14 x 4 = 56	16	5712360140
Extra Plus		2250	M	75-110 ~ 29.5-43.5	14 x 4 = 56	20	5712270140
		2700	L	100-135 ~ 39.5-53	14 x 4 = 56	16	5712370140
Maxi		2800	M	75-110 ~ 29.5-43.5	14 x 4 = 56	20	5712280140
		3400	L	100-135 ~ 39.5-53	14 x 4 = 56	16	5712380140

	Absorption	ISO (ml)	Size Taille	Waist Hanche (cm - in)	Pieces x Cases Pièces x Cartons	Cases/Pallet Cartons/Palette	Ref
	Plus	 1800	S	50-90 ~ 19.5-35.5	14 x 4 = 56	42	5630160140
		 2000	M	80-125 ~ 31.5-49	28 x 4 = 112	24	5610260280
		 2350	L	115-155 ~ 45-61	28 x 4 = 112	24	5610360280
		 3200	XL	120-170 ~ 47-67	14 x 4 = 56	24	5630460140
	Extra	 1950	S	50-90 ~ 19.5-35.5	14 x 4 = 56	42	5630165140
		 2450	M	80-125 ~ 31.5-49	28 x 3 = 84	30	5610265280
		 2850	L	115-155 ~ 45-61	28 x 4 = 112	20	5610365280
		 3400	XL	120-170 ~ 47-67	14 x 4 = 56	24	5630465140
	Extra Plus	 2600	M	80-125 ~ 31.5-49	28 x 3 = 84	30	5610270280
		 2950	L	115-155 ~ 45-61	28 x 4 = 112	20	5610370280
	Super	 1550	XS	40-70 ~ 15.5-27.5	14 x 12 = 168	18	5630075140
		 2100	S	50-90 ~ 19.5-35.5	14 x 4 = 56	42	5630175140
 3600		M	80-125 ~ 31.5-49	28 x 3 = 84	24	5630275280	
 4100		L	115-155 ~ 45-61	28 x 3 = 84	24	5630375280	
 3800		XL	120-170 ~ 47-67	14 x 4 = 56	24	5630475140	
Maxi	 2300	S	50-90 ~ 19.5-35.5	20 x 4 = 80	36	5630180200	
	 3700	M	80-125 ~ 31.5-49	15 x 6 = 90	24	5630280151	
	 4500	L	115-155 ~ 45-61	15 x 3 = 45	28	5630380151	
	 4500	XL	120-170 ~ 47-67	15 x 3 = 45	28	5630480150	
Maxi Prime	 4100	M	80-125 ~ 31.5-49	15 x 3 = 45	36	56302100150	
	 4880	L	115-155 ~ 45-61	15 x 3 = 45	28	56303100150	

	Absorption	Dim. (cm - in)	Pieces x Cases Pièces x Cartons	Cases/Pallet Cartons/Palette	Ref
	Plus	 40x60 ~ 15.5x23.5	30 x 9 = 270	28	5800460300
	Super	 40x60 ~ 15.5x23.5	30 x 9 = 270	28	5800475300
	Plus	 60x60 ~ 23.5x23.5	30 x 4 = 120	48	5800660300
	Super	 60x60 ~ 23.5x23.5	30 x 4 = 120	48	5800675300
	Super	 60x75 ~ 23.5x29.5	30 x 4 = 120	32	5800775300
	Plus	 60x90 ~ 23.5x35.5	30 x 4 = 120	36	5800960300
	Super	 60x90 ~ 23.5x35.5	30 x 4 = 120	30	5800975300
	Super	 90x180 ~ 35.5x71	20 x 4 = 80	42	5800075200



Absorption		Dim. (mm - in)	Pieces x Cases Pièces x Cartons	Cases/Pallet Cartons/Palette	Ref
Normal NW 80x305		80x305 ~ 3x12	12 x 15 = 180	28	5900000120
Normal PE 80x305		80x305 ~ 3x12	12 x 15 = 180	28	5900010120
Normal PE+Strip 80x305		80x305 ~ 3x12	12 x 15 = 180	28	5900020120
Extra NW 110x360		110x360 ~ 4x14	50 x 4 = 200	36	5910000501
Extra PE+Strip 110x360		110x360 ~ 4x14	28 x 8 = 224	36	5910020282
Maxi PE+Strip 150x470		150x470 ~ 6x18.5	28 x 4 = 112	36	5920020280
Maxi + NW 150x600		150x600 ~ 6x23.5	28 x 4 = 112	36	5930000280
Maxi + PE 150x600		150x600 ~ 6x23.5	28 x 4 = 112	36	5930010280
Normal NW Anat insert		Anatomical insert	28 x 9 = 252	16	5940000280
Normal PE Anat insert		Anatomical pad	28 x 9 = 252	16	5940010280

NOTES

Ontex



JULY 2018

Ontex BVBA
Genthof 5
9255 Buggenhout
Belgium

Phone. 0032 (0)52 399 411
Fax. 0032 (0)53 790 342

www.id-direct.com